



CUSTOMER PORTAL

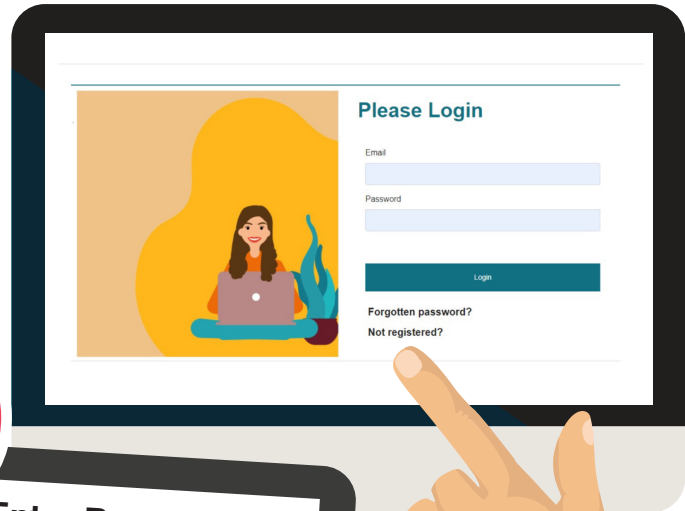
How to Register...

- 1 Click the 'my account' button on our website or type the following into your browser:

<https://customer.plusdane.co.uk>

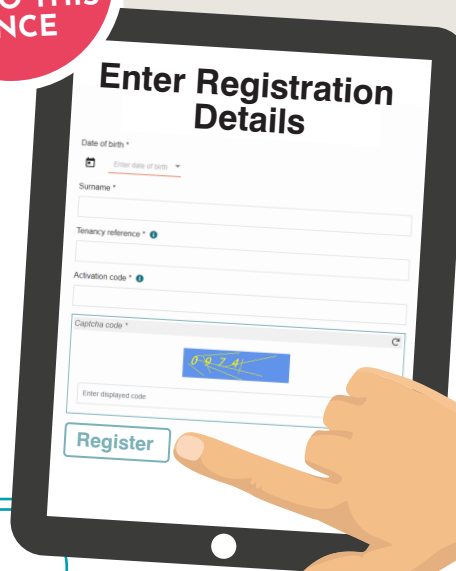
Press on **not registered**

YOU WILL ONLY NEED TO DO THIS ONCE



- 2 You will need the following to be able to register:

- Date of birth - Use the format of 01/01/1990 or click on the calendar and scroll to select your date of birth
- Surname
- Tenancy Reference Number
- Activation Code



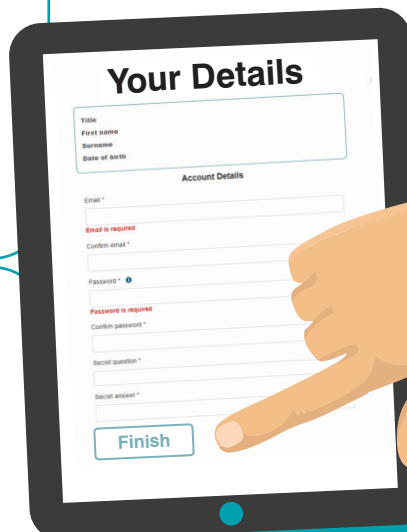
Lost your activation code?
chat with us...
www.plusdane.co.uk



THEN PRESS REGISTER

- 3 Complete the following:

- Date of birth
- Surname
- Tenancy Reference Number
- Activation Code
- Captcha Code



THEN PRESS FINISH

- 4 This will then prompt you to complete the following:

- Email
- Secret Question
- Password
- Secret Answer

YOU ARE NOW REGISTERED ON THE CUSTOMER PORTAL!

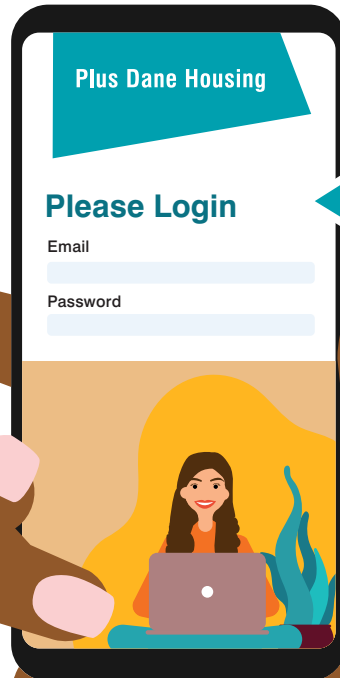




CUSTOMER PORTAL

How to Login...

Press the Plus Dane Housing sign which will bring you to the login details screen



ENTER YOUR EMAIL ADDRESS & PASSWORD & PRESS LOGIN

YOU ARE NOW LOGGED INTO THE CUSTOMER PORTAL!

KEY FEATURES:



Make Payments



View Applications



My Requests



Report or Request a Repair



Your Agreement



Update your details



Forms



Your Payment



Download a Statement

